

# Saveskema for Randers



## Snitkapaciteter

Grader	Max. bredde	Max. højde
90°	1100 mm	510 mm
30° - 45°	460 mm	510 mm
45° - 90°	700 mm	510 mm
90° - 135°	600 mm	510 mm
135° - 150°	460 mm	510 mm

## HEA/HEB/IPE

Fig. 1

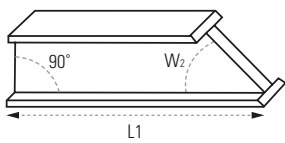


Fig. 2

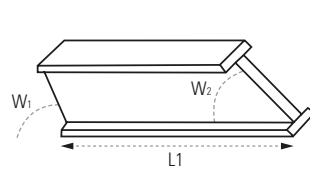


Fig. 3

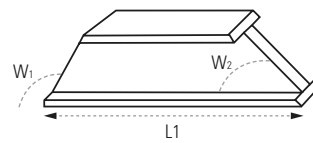


Fig. 4

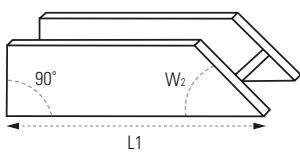


Fig. 5

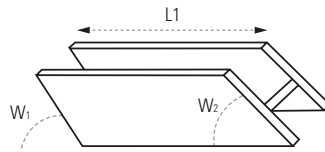
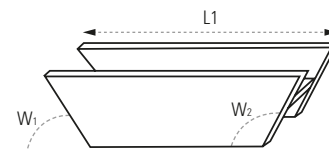


Fig. 6



## UPE/UNP

Fig. 7

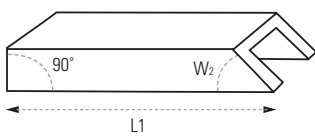


Fig. 8

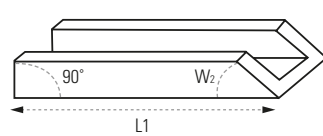


Fig. 9

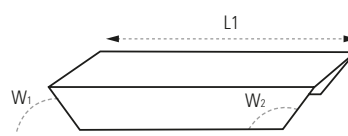


Fig. 10

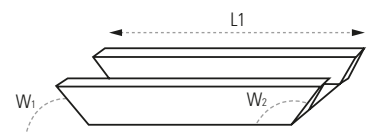


Fig. 11

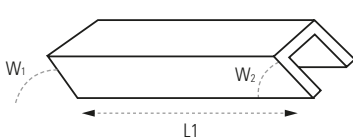


Fig. 12

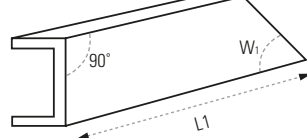


Fig. 13

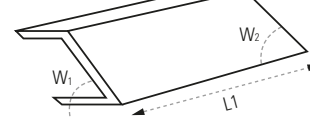
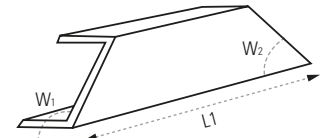


Fig. 14



Antal	1	L1	W1	W2
	Fig. nr.	Længste længdemål	Vinkel	Vinkel

# Saveskema for Randers



## Snitkapaciteter

Grader	Max. bredde	Max. højde
90°	1100 mm	510 mm
30° - 45°	460 mm	510 mm
45° - 90°	700 mm	510 mm
90° - 135°	600 mm	510 mm
135° - 150°	460 mm	510 mm

## Kvadratisk

Fig. 15

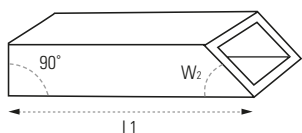


Fig. 16

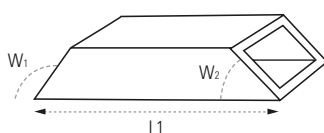
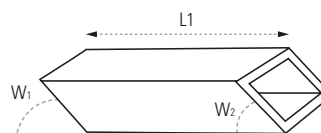


Fig. 17



## Rektangulær

Fig. 18

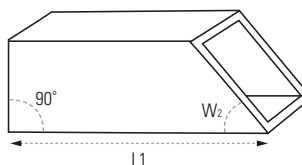


Fig. 19

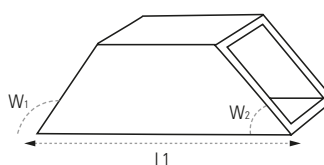


Fig. 20

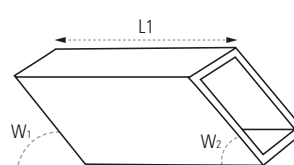


Fig. 21

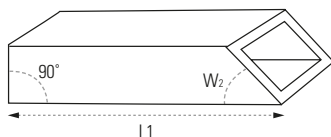


Fig. 22

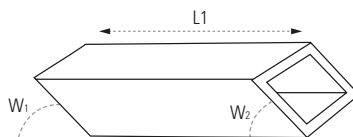
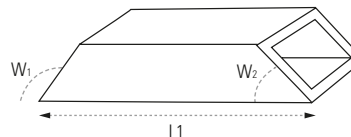


Fig. 23



Antal	1	L1	W1	W2
	Fig. nr.	Længste længdemål	Vinkel	Vinkel